

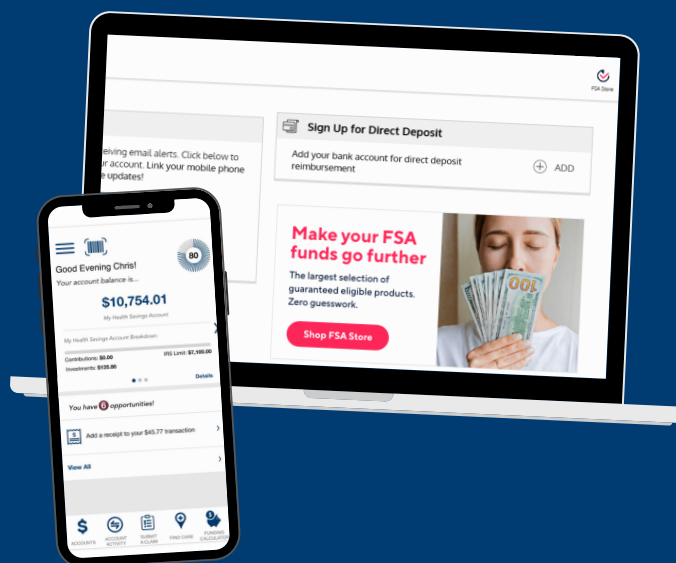
Managing your
HCRA/HRA
reimbursement
account is now even
more convenient than
ever...



SIGN UP FOR DIRECT DEPOSIT REIMBURSEMENT

WWW.ASEAHEALTH.ORG

ZENITH FLEX
(AVAILABLE ON THE APP STORE
AND GOOGLE PLAY)



ASEA/AFSCME LOCAL 52 HEALTH BENEFITS TRUST

HCRA/HRA Account Enrollment for
Direct Deposit Reimbursement



NOW THAT YOU HAVE ENROLLED IN A HCRA OR HRA...

Your new self-service tools make it easy
to control how and when you get
reimbursed. Reduce the wait time for
reimbursements by registering your
bank account to have funds directly
deposited into the account you specify.

**Sign up now for direct
deposit reimbursement (it
only takes a few moments)**

QUICK NAVIGATION GUIDE



Sign-up online for direct deposit

FOR DIRECT DEPOSIT, SIGN UP AND LOG IN TO YOUR ACCOUNT VIA:

WWW.ASEAHEALTH.ORG

- ➔ Select **Your Account**
- ➔ Click **Your Claims**
- ➔ Click **HCRA Account and Claim Summary**
- ➔ Under "Sign Up for Direct Deposit"; Click **Add**
- ➔ Follow the prompts to enroll

From your homepage, click the "sign up for direct deposit" button.

Sign Up for Direct Deposit

Add your bank account for direct deposit reimbursement

 ADD

Sign-up on the mobile app for direct deposit

FOR MOBILE APP SIGN-UP LOGIN TO YOUR ACCOUNT VIA:

ZENITH FLEX MOBILE APP

- ➔ Click the upper left menu
- ➔ Click **My Profile**
- ➔ Click **Edit**
- ➔ Click **Reimbursement Method**
- ➔ Select **Direct Deposit** and follow the prompts to enroll

Change Reimbursement Method

Direct Deposit is the fastest way to get reimbursed. Setup direct deposit below.

CHECK

DIRECT DEPOSIT

Don't forget to validate your bank account

BEGIN BANK VALIDATION:





- ➔ Within 1-2 business days, your bank account will display credits/debits that look similar to this (with different \$ denominations).

Pssst... Look for "Mbi Settlement"

Jun 3, 2020	Direct Withdrawal, Mbi Setl	-\$0.29
Jun 3, 2020	Direct Deposit, Mbi Setl	+\$0.21
Jun 3, 2020	Direct Deposit, Mbi Setl	+\$0.08

CONTINUE BANK VALIDATION:

- ➔ Once you see the credits/debits in your bank account, log into your HCRA/HRA account and click **Validate Now**.
- ➔ After clicking **Validate Now**, enter the denominations of credits/debits from your bank account in the same order they appeared in the bank account as Amounts 1, 2 and 3:

 Check your bank account and Enter the amounts to validate the bank account		
 * Amount 1		-\$0.29
 * Amount 2		\$0.21
 * Amount 3		\$0.08